



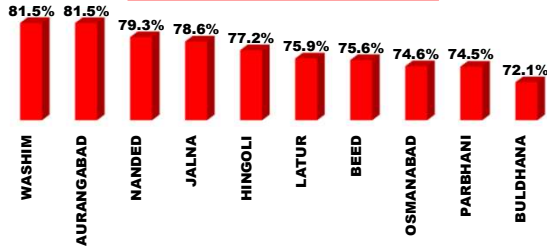
# महाआवास अभियान २०२३-२४

दैनिक प्रगती अहवाल : १७.१२.२०२३

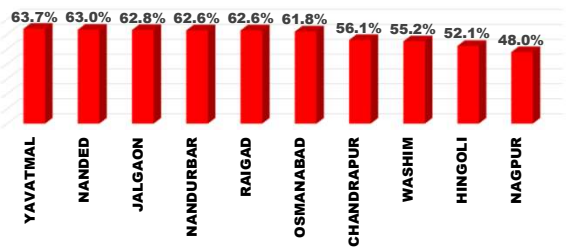
प्रधानमंत्री आवास योजना ग्रामीण – मंजूरी, पूर्ण घरकुले, हप्ते वितरण, भूमिहीन, आर्थिकदृष्ट्या अपूर्ण  
राज्य पुरस्कृत ग्रामीण आवास योजना – मंजूरी, पूर्ण घरकुले, हप्ते वितरण, आर्थिकदृष्ट्या अपूर्ण

योजना	एकूण मंजूरी	दैनिक मंजूरी	एकूण पूर्ण	दैनिक पूर्ण घरकुले	दैनिक पहिला हप्ता वितरीत	दैनिक दुसरा हप्ता वितरीत	दैनिक तिसरा हप्ता वितरीत
प्रधानमंत्री आवास योजना ग्रामीण	१३८००४८	०	१२०२३३७	९०	१४३	६१५	७६४
राज्य योजना	६७२६९८	७०५	४६३००४	१३८	९७३	१३२८	१०४६
एकूण	२०५२७४६	७०५	१६६५३४१	२२८	१११६	१९४३	१८१०

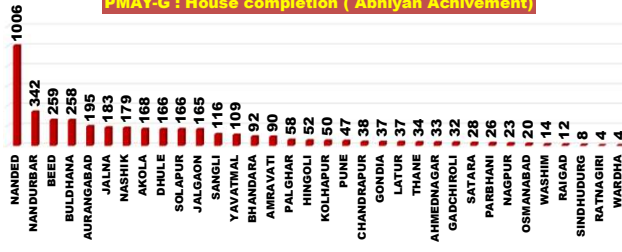
PMAY-G Completion Bottom 10 Dist.



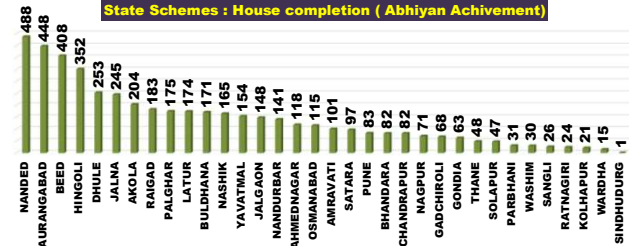
State Schemes Completion Bottom 10 Dist.




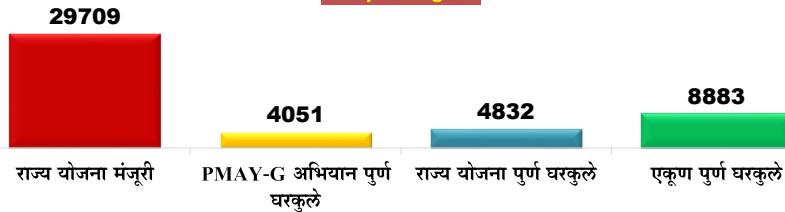
PMAY-G : House completion ( Abhiyan Achievement)



State Schemes : House completion ( Abhiyan Achievement)



Abhiyan Progress

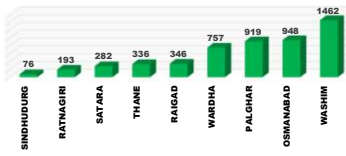


राज्य व्यवस्थापन कक्ष- ग्रामीण गृहनिर्माण


४ था मजला, दक्षिण कक्ष, सिडको भवन, सीबीडी बेलगापुर, नवी मुंबई - ४०० ६१४.

# Top and Bottom Ten Districts

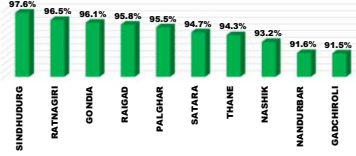
PMAY-G Delayed Houses TOP 10 Dist.



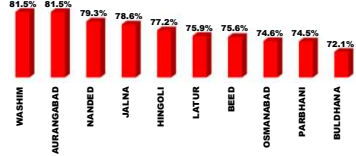
PMAY-G Delayed Houses Bottom 10 Dist.




PMAY-G Completion TOP 10 Dist.



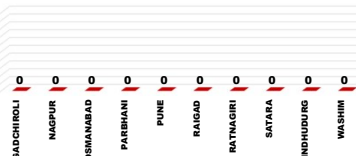
PMAY-G Completion Bottom 10 Dist.



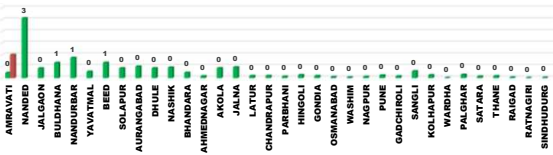
PMAY-G Daily Completion Top 10 Dist.



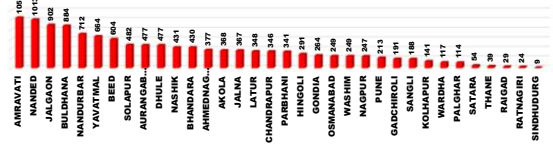
PMAY-G Daily Completion Bottom 10 Dist.



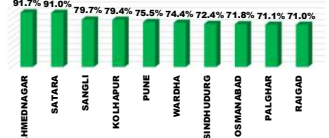
PMAY-G : Current Pace of Completion Per Day (Abhiyan)



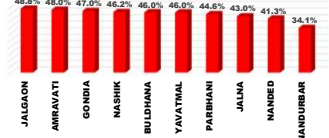
PMAY-G Required Pace of Completion Per Day



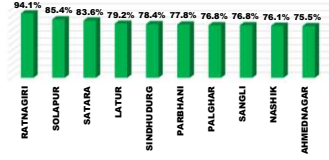
State Schemes Sanction TOP 10 Dist.



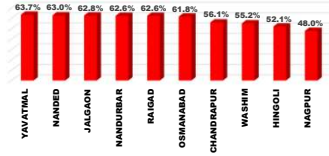
State Schemes Sanction Bottom 10 Dist.



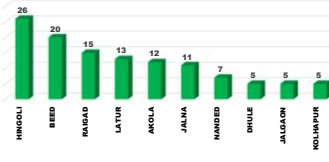
State Schemes Completion TOP 10 Dist.



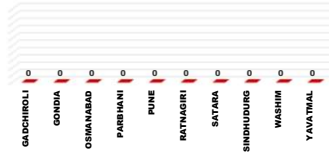
State Schemes Completion Bottom 10 Dist.



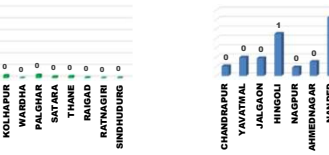
State Schemes Daily Completion Top 10 Dist.



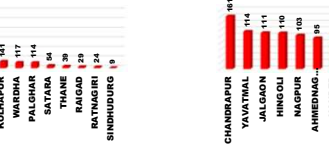
State Schemes Daily Completion Bottom 10 Dist.



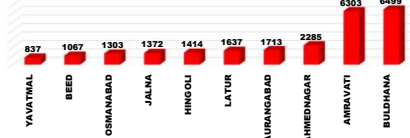
State Schemes : Current Pace of Completion Per Day (Abhiyan)



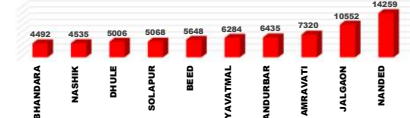
State Schemes Required Pace of Completion Per Day



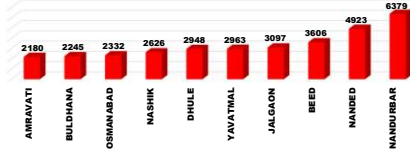
PMAY-G Remaining 1st Installments Bottom 10 Dist.



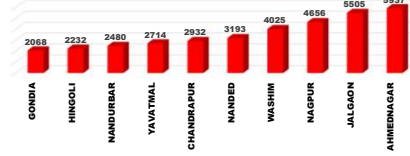
PMAY-G Remaining 2nd Installments Bottom 10 Dist.



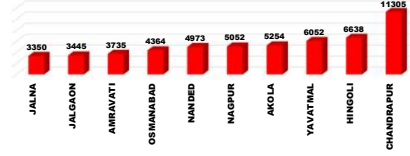
PMAY-G Remaining 3rd Installments Bottom 10 Dist.



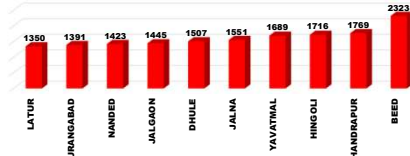
State Schemes Remaining 1st Installments Bottom 10 Dist.



State Schemes Remaining 2nd Installments Bottom 10 Dist.



State Schemes Remaining 3rd Installments Bottom 10 Dist.



प्रधानमंत्री आवास योजना ग्रामीण - मंजूरी (PWL+Awaas Plus)

Sr. No.	Division	Target (PWL+Awaas Plus)	16.12.2023	17.12.2023	Daily Achivement	Remaining
1	NASHIK DIV.	409909	409711	409711	0	198
2	AMRAVATI DIV.	265463	264873	264872	0	591
3	AURANGABAD DIV.	233910	233556	233556	0	354
4	NAGPUR DIV.	286805	286635	286635	0	170
5	KONKAN DIV.	69362	69296	69296	0	66
6	PUNE DIV.	116388	115978	115978	0	410
	<b>Total</b>	<b>1381837</b>	<b>1380049</b>	<b>1380048</b>	<b>0</b>	<b>1789</b>

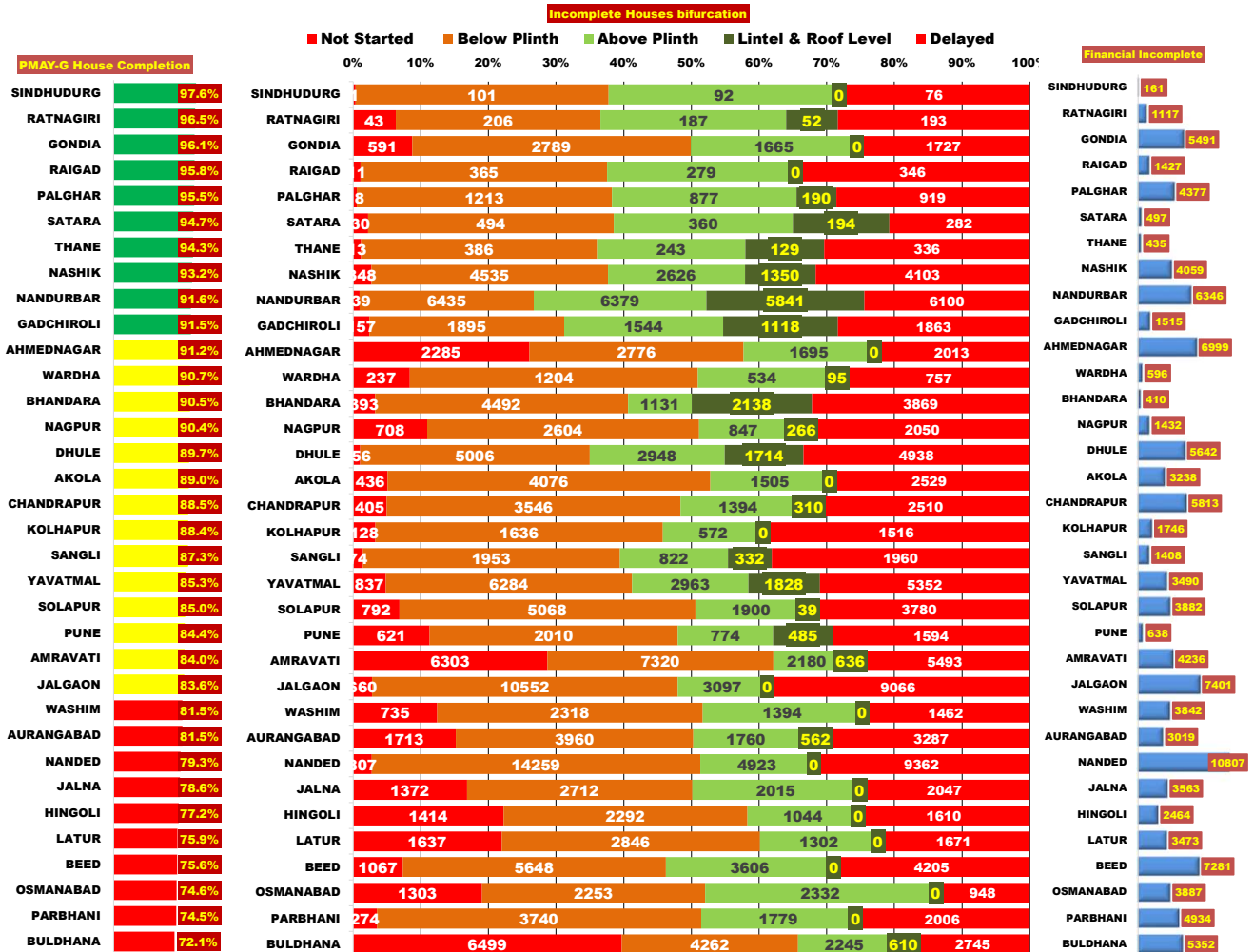
Sr. No.	District	Target (PWL+Awaas Plus)	16.12.2023	17.12.2023	Daily Achivement	Remaining
1	AHMEDNAGAR	60248	60175	60175	0	73
2	AKOLA	46807	46642	46642	0	165
3	AMRAVATI	91981	91902	91902	0	79
4	AURANGABAD	36139	36139	36139	0	0
5	BEEED	34652	34638	34638	0	14
6	BHANDARA	63548	63543	63543	0	5
7	BULDHANA	44422	44300	44300	0	122
8	CHANDRAPUR	42158	42066	42066	0	92
9	DHULE	64625	64625	64625	0	0
10	GADCHIROLI	31597	31574	31574	0	23
11	GONDIA	95718	95715	95715	0	3
12	HINGOLI	17985	17855	17855	0	130
13	JALGAON	77245	77228	77228	0	17
14	JALNA	23958	23958	23958	0	0
15	KOLHAPUR	16956	16942	16942	0	14
16	LATUR	20197	20160	20160	0	37
17	NAGPUR	36124	36085	36085	0	39
18	NANDED	68513	68351	68351	0	162
19	NANDURBAR	118512	118407	118407	0	105
20	NASHIK	89279	89276	89276	0	3
21	OSMANABAD	13752	13736	13736	0	16
22	PALGHAR	35183	35171	35171	0	12
23	PARBHANI	18714	18719	18719	0	-5
24	PUNE	19138	19136	19136	0	2
25	RAIGAD	9780	9770	9770	0	10
26	RATNAGIRI	9762	9751	9751	0	11
27	SANGLI	20651	20650	20650	0	1
28	SATARA	14352	14344	14344	0	8
29	SINDHUDURG	5067	5056	5056	0	11
30	SOLAPUR	45291	44906	44906	0	385
31	THANE	9570	9548	9548	0	22
32	WARDHA	17660	17652	17652	0	8
33	YAVATMAL	63250	63189	63189	0	61
34	WASHIM	19003	18840	18839	-1	164
	<b>Total</b>	<b>1381837</b>	<b>1380049</b>	<b>1380048</b>	<b>0</b>	<b>1789</b>

प्रधानमंत्री आवास योजना - ग्रामीण : भूमिहीन लाभार्थी अहवाल

Sr. No.	District	Google Sheet Report			AwaasSoft Report			
		Total Landless	Provided land	Remaining	Landless beneficiaries tagged in AwaasSoft	Landless beneficiaries provided land	Remaining Landless	Remaining Tag (provided land)
1	DHULE	18	18	0	21	21	0	-3
2	GADCHIROLI	9	9	0	9	9	0	0
3	GONDIA	2450	2450	0	2452	2324	128	126
4	KOLHAPUR	257	257	0	244	228	16	29
5	NANDURBAR	0	0	0	0	0	0	0
6	PALGHAR	11	11	0	11	11	0	0
7	RAIGAD	6	6	0	6	6	0	0
8	RATNAGIRI	23	23	0	23	23	0	0
9	SINDHUDURG	420	420	0	414	414	0	6
10	THANE	90	81	9	95	60	35	21
11	SATARA	787	770	17	789	708	81	62
12	NANDED	354	322	32	360	263	97	59
13	SANGLI	281	210	71	275	133	142	77
14	BEED	212	125	87	347	66	281	59
15	WARDHA	2070	1918	152	2198	1911	287	7
16	NASHIK	1680	1513	167	1708	1458	250	55
17	PARBHANI	307	63	244	280	77	203	-14
18	AKOLA	5842	5563	279	5753	5478	275	85
19	JALGAON	21468	21141	327	22195	20597	1598	544
20	PUNE	2056	1681	375	2046	866	1180	815
21	BHANDARA	4811	4423	388	4810	4505	305	-82
22	CHANDRAPUR	2375	1946	429	2262	1794	468	152
23	NAGPUR	4354	3877	477	4327	3572	755	305
24	WASHIM	2448	1845	603	2434	1477	957	368
25	YAVATMAL	2782	2072	710	2844	2039	805	33
26	HINGOLI	1713	796	917	1680	466	1214	330
27	JALNA	1359	406	953	1373	85	1288	321
28	LATUR	2178	1194	984	2126	808	1318	386
29	OSMANABAD	2085	1074	1011	2062	102	1960	972
30	SOLAPUR	5563	4213	1350	4949	3871	1078	342
31	AURANGABAD	3266	1700	1566	3155	1805	1350	-105
32	AHMEDNAGAR	7459	5269	2190	7578	5126	2452	143
33	BULDHANA	15147	9691	5456	15476	9718	5758	-27
34	AMRAVATI	19873	13962	5911	19812	13611	6201	351
<b>Total</b>		<b>113754</b>	<b>89049</b>	<b>24705</b>	<b>114114</b>	<b>83632</b>	<b>30482</b>	<b>5648</b>

## प्रधानमंत्री आवास योजना ग्रामीण - पूर्ण घरकूले

Sr. No.	Division	Sanction	16.12.2023	17.12.2023	Daily Achivement	Remaining	Completed & verified	Remaining verified
1	<b>AURANGABAD DIV.</b>	<b>233556</b>	<b>181849</b>	<b>181902</b>	<b>53</b>	<b>51654</b>	<b>175352</b>	<b>6550</b>
2	<b>NASHIK DIV.</b>	<b>409711</b>	<b>369108</b>	<b>369119</b>	<b>11</b>	<b>40592</b>	<b>351842</b>	<b>17277</b>
3	<b>AMRAVATI DIV.</b>	<b>264872</b>	<b>219823</b>	<b>219833</b>	<b>10</b>	<b>45039</b>	<b>213163</b>	<b>6670</b>
4	<b>PUNE DIV.</b>	<b>115978</b>	<b>100890</b>	<b>100899</b>	<b>9</b>	<b>15079</b>	<b>97832</b>	<b>3067</b>
5	<b>NAGPUR DIV.</b>	<b>286635</b>	<b>264292</b>	<b>264297</b>	<b>5</b>	<b>22338</b>	<b>257373</b>	<b>6924</b>
6	<b>KONKAN DIV.</b>	<b>69296</b>	<b>66285</b>	<b>66287</b>	<b>2</b>	<b>3009</b>	<b>65020</b>	<b>1267</b>
<b>Total</b>		<b>1380048</b>	<b>1202247</b>	<b>1202337</b>	<b>90</b>	<b>177711</b>	<b>1160582</b>	<b>41755</b>



प्रधानमंत्री आवास योजना ग्रामीण - पूर्ण घरकूले

Sr. No.	District	Sanction	16.12.2023	17.12.2023	Daily Achivement	Remaining	Completed & verified	Remaining verified
1	NANDED	68351	54137	54171	34	14180	52865	1306
2	AKOLA	46642	41486	41495	9	5147	40822	673
3	BEED	34638	26175	26184	9	8454	24914	1270
4	NASHIK	89276	83234	83242	8	6034	80417	2825
5	AURANGABAD	36139	29449	29455	6	6684	28144	1311
6	KOLHAPUR	16942	14970	14974	4	1968	14744	230
7	SOLAPUR	44906	38158	38161	3	6745	37107	1054
8	WARDHA	17652	16010	16013	3	1639	15582	431
9	JALGAON	77228	64599	64601	2	12627	62939	1662
10	JALNA	23958	18818	18820	2	5138	18131	689
11	SANGLI	20650	18019	18021	2	2629	17469	552
12	BHANDARA	63543	57518	57519	1	6024	55389	2130
13	GONDIA	95715	92016	92017	1	3698	91471	546
14	HINGOLI	17855	13778	13779	1	4076	13427	352
15	LATUR	20160	15291	15292	1	4868	14968	324
16	NANDURBAR	118407	108436	108437	1	9970	99513	8924
17	PALGHAR	35171	33571	33572	1	1599	32873	699
18	THANE	9548	8999	9000	1	548	8777	223
19	YAVATMAL	63189	53897	53898	1	9291	51277	2621
20	AHMEDNAGAR	60175	54894	54894	0	5281	54172	722
21	AMRAVATI	91902	77161	77161	0	14741	75463	1698
22	BULDHANA	44300	31923	31923	0	12377	30684	1239
23	CHANDRAPUR	42066	37221	37221	0	4845	36411	810
24	DHULE	64625	57945	57945	0	6680	54801	3144
25	GADCHIROLI	31574	28898	28898	0	2676	26860	2038
26	NAGPUR	36085	32629	32629	0	3456	31660	969
27	OSMANABAD	13736	10249	10249	0	3487	9329	920
28	PARBHANI	18719	13952	13952	0	4767	13574	378
29	PUNE	19136	16158	16158	0	2978	15246	912
30	RAIGAD	9770	9364	9364	0	406	9215	149
31	RATNAGIRI	9751	9414	9414	0	337	9263	151
32	SATARA	14344	13585	13585	0	759	13266	319
33	SINDHUDURG	5056	4937	4937	0	119	4892	45
34	WASHIM	18839	15356	15356	0	3483	14917	439
<b>Total</b>		<b>1380048</b>	<b>1202247</b>	<b>1202337</b>	<b>90</b>	<b>177711</b>	<b>1160582</b>	<b>41755</b>

राज्यपुरस्कृत आवास योजना ग्रामीण - मंजूरी

Sr. No.	Division	Target	16.12.2023	17.12.2023	Daily Achivement	Sanction %	Remaining	Sanction State Rank
1	NASHIK DIV.	260634	136763	137092	329	52.6%	123542	5
2	AURANGABAD DIV.	352749	186325	186536	211	52.9%	166213	6
3	NAGPUR DIV.	218681	124962	125051	89	57.2%	93630	3
4	AMRAVATI DIV.	238876	117929	117979	50	49.4%	120897	4
5	PUNE DIV.	97714	69442	69468	26	71.1%	28246	2
6	KONKAN DIV.	57796	36572	36572	0	63.3%	21224	1
<b>Total</b>		<b>1226450</b>	<b>671993</b>	<b>672698</b>	<b>705</b>	<b>54.8%</b>	<b>553752</b>	

Sr. No.	District	Target	16.12.2023	17.12.2023	Daily Achivement	Sanction %	Remaining	Sanction State Rank
1	JALGAON	63948	30924	31235	311	48.8%	32713	31
2	NANDED	58008	23726	23937	211	41.3%	34071	32
3	GONDIA	33141	15503	15592	89	47.0%	17549	19
4	YAVATMAL	71979	33049	33076	27	46.0%	38903	34
5	SANGLI	12090	9605	9631	26	79.7%	2459	3
6	WASHIM	28321	15538	15561	23	54.9%	12760	14
7	NASHIK	56911	26296	26314	18	46.2%	30597	30
8	AHMEDNAGAR	44294	40606	40606	0	91.7%	3688	4
9	AKOLA	42134	23958	23958	0	56.9%	18176	21
10	AMRAVATI	50420	24212	24212	0	48.0%	26208	27
11	AURANGABAD	42766	25650	25650	0	60.0%	17116	18
12	BEED	49098	26185	26185	0	53.3%	22913	24
13	BHANDARA	33244	17699	17699	0	53.2%	15545	16
14	BULDHANA	46022	21172	21172	0	46.0%	24850	26
15	CHANDRAPUR	65429	38593	38593	0	59.0%	26836	28
16	DHULE	41185	20404	20404	0	49.5%	20781	23
17	GADCHIROLI	27157	17707	17707	0	65.2%	9450	13
18	HINGOLI	42152	24077	24077	0	57.1%	18075	20
19	JALNA	49553	21304	21304	0	43.0%	28249	29
20	KOLHAPUR	18861	14985	14985	0	79.4%	3876	6
21	LATUR	42065	27373	27373	0	65.1%	14692	15
22	NAGPUR	40038	20815	20815	0	52.0%	19223	22
23	NANDURBAR	54296	18533	18533	0	34.1%	35763	33
24	OSMANABAD	26451	18998	18998	0	71.8%	7453	12
25	PALGHAR	16531	11748	11748	0	71.1%	4783	8
26	PARBHANI	42656	19012	19012	0	44.6%	23644	25
27	PUNE	18857	14242	14242	0	75.5%	4615	7
28	RAIGAD	13025	9249	9249	0	71.0%	3776	5
29	RATNAGIRI	13553	6736	6736	0	49.7%	6817	11
30	SATARA	13309	12110	12110	0	91.0%	1199	2
31	SINDHUDURG	3575	2590	2590	0	72.4%	985	1
32	SOLAPUR	34597	18500	18500	0	53.5%	16097	17
33	THANE	11112	6249	6249	0	56.2%	4863	9
34	WARDHA	19672	14645	14645	0	74.4%	5027	10
<b>Total</b>		<b>1226450</b>	<b>671993</b>	<b>672698</b>	<b>705</b>	<b>54.8%</b>	<b>553752</b>	



राज्यपुरस्कृत आवास योजना ग्रामीण - प्रलंबीत मंजूरी

Sr. No.	Division	रमाई आवास योजना	शबरी आवास योजना	आदीम आवास योजना	पारधी आवास योजना	य.च.मु.व योजना	पुण्यश्लोक अहिल्यादेवी होळकर धरकूल योजना	मोदी आवास
1	KONKAN DIV.	1403	7150	25	3	22	0	12621
2	PUNE DIV.	8421	2582	4	55	20	60	17104
3	NAGPUR DIV.	22139	17724	81	2	1165	16	46833
4	AMRAVATI DIV.	26776	18025	117	9	627	9	52503
5	NASHIK DIV.	18592	58006	61	17	8	25	75334
6	AURANGABAD DIV.	59123	25541	238	26	2120	861	78304
	<b>Total</b>	<b>136454</b>	<b>129028</b>	<b>526</b>	<b>112</b>	<b>3962</b>	<b>971</b>	<b>282699</b>

Sr. No.	District	रमाई आवास योजना	शबरी आवास योजना	आदीम आवास योजना	पारधी आवास योजना	य.च.मु.व योजना	पुण्यश्लोक अहिल्यादेवी होळकर धरकूल योजना	मोदी आवास
1	SINDHUDURG	106	14	16	0	0	0	248
2	SATARA	0	0	0	0	0	0	458
3	SANGLI	1008	30	0	12	0	0	849
4	AHMEDNAGAR	1052	2388	0	0	0	0	1199
5	RAIGAD	523	811	0	2	0	0	1409
6	KOLHAPUR	1750	35	0	0	0	60	1446
7	PUNE	854	2277	4	14	20	0	2031
8	PALGHAR	99	4223	3	0	0	0	2274
9	THANE	321	2018	6	0	0	0	2440
10	WARDHA	9	51	2	0	0	0	2518
11	RATNAGIRI	354	84	0	1	22	0	2876
12	OSMANABAD	3550	180	0	0	1449	0	3354
13	GADCHIROLI	1075	2685	26	0	0	0	4965
14	WASHIM	1992	911	0	0	0	2	5664
15	LATUR	7081	932	0	4	6	833	5812
16	BHANDARA	3005	1444	0	0	62	1	5836
17	SOLAPUR	4809	240	0	29	0	0	6356
18	AURANGABAD	7186	4112	0	6	0	0	6747
19	GONDIA	2679	909	0	0	0	15	6912
20	HINGOLI	6763	7958	0	0	0	0	6981
21	AKOLA	8714	2549	0	1	0	0	8496
22	NAGPUR	10336	2136	0	0	4	0	9709
23	DHULE	3859	7205	0	0	8	0	9855
24	BEED	5568	1298	0	6	0	0	10148
25	PARBHANI	7687	2141	0	0	196	24	11019
26	BULDHANA	5765	2023	0	0	0	7	11033
27	AMRAVATI	4549	7979	0	7	115	0	13558
28	CHANDRAPUR	5035	10499	53	2	1099	0	13596
29	JALNA	16961	2317	0	2	469	4	13946
30	NASHIK	10404	13145	61	6	0	0	16041
31	JALGAON	2322	3346	0	1	0	25	17055
32	NANDED	4327	6603	238	8	0	0	22895
33	NANDURBAR	955	31922	0	10	0	0	27019
34	YAVATMAL	5756	4563	117	1	512	0	27954
	<b>Total</b>	<b>136454</b>	<b>129028</b>	<b>526</b>	<b>112</b>	<b>3962</b>	<b>971</b>	<b>282699</b>



राज्यपुरस्कृत आवास योजना ग्रामीण - पूर्ण घरकूले

Sr. No.	Division	Sanction	16.12.2023	17.12.2023	Daily Achivement	Completion %	Remaining	To be Completed in Per Day till 31.03.24
1	AURANGABAD DIV.	186536	127705	127786	81	68.5%	58750	560
2	KONKAN DIV.	36572	27555	27575	20	75.4%	8997	86
3	NASHIK DIV.	137092	96778	96792	14	70.6%	40300	384
4	AMRAVATI DIV.	117979	77282	77294	12	65.5%	40685	387
5	PUNE DIV.	69468	55202	55209	7	79.5%	14259	136
6	NAGPUR DIV.	125051	78344	78348	4	62.7%	46703	445
	<b>Total</b>	<b>672698</b>	<b>462866</b>	<b>463004</b>	<b>138</b>	<b>68.8%</b>	<b>209694</b>	<b>1997</b>

Sr. No.	District	Sanction	16.12.2023	17.12.2023	Daily Achivement	Completion %	Remaining	To be Completed in Per Day till 31.03.24
1	HINGOLI	24077	12530	12556	26	52.1%	11521	110
2	BEED	26185	18789	18809	20	71.8%	7376	70
3	RAIGAD	9249	5773	5788	15	62.6%	3461	33
4	LATUR	27373	21662	21675	13	79.2%	5698	54
5	AKOLA	23958	15259	15271	12	63.7%	8687	83
6	JALNA	21304	14305	14316	11	67.2%	6988	67
7	NANDED	23937	15077	15084	7	63.0%	8853	84
8	DHULE	20404	14874	14879	5	72.9%	5525	53
9	JALGAON	31235	19626	19631	5	62.8%	11604	111
10	KOLHAPUR	14985	11146	11151	5	74.4%	3834	37
11	AURANGABAD	25650	18808	18812	4	73.3%	6838	65
12	THANE	6249	4390	4394	4	70.3%	1855	18
13	WARDHA	14645	9752	9755	3	66.6%	4890	47
14	AHMEDNAGAR	40606	30659	30661	2	75.5%	9945	95
15	NAGPUR	20815	9990	9991	1	48.0%	10824	103
16	NANDURBAR	18533	11602	11603	1	62.6%	6930	66
17	NASHIK	26314	20017	20018	1	76.1%	6296	60
18	PALGHAR	11748	9023	9024	1	76.8%	2724	26
19	SANGLI	9631	7396	7397	1	76.8%	2234	21
20	SOLAPUR	18500	15806	15807	1	85.4%	2693	26
21	AMRAVATI	24212	16481	16481	0	68.1%	7731	74
22	BHANDARA	17699	13230	13230	0	74.7%	4469	43
23	BULDHANA	21172	15892	15892	0	75.1%	5280	50
24	CHANDRAPUR	38593	21662	21662	0	56.1%	16931	161
25	GADCHIROLI	17707	12288	12288	0	69.4%	5419	52
26	GONDIA	15592	11422	11422	0	73.3%	4170	40
27	OSMANABAD	18998	11739	11739	0	61.8%	7259	69
28	PARBHANI	19012	14795	14795	0	77.8%	4217	40
29	PUNE	14242	10724	10724	0	75.3%	3518	34
30	RATNAGIRI	6736	6338	6338	0	94.1%	398	4
31	SATARA	12110	10130	10130	0	83.6%	1980	19
32	SINDHUDURG	2590	2031	2031	0	78.4%	559	5
33	WASHIM	15561	8595	8595	0	55.2%	6966	66
34	YAVATMAL	33076	21055	21055	0	63.7%	12021	114
	<b>Total</b>	<b>672698</b>	<b>462866</b>	<b>463004</b>	<b>138</b>	<b>68.8%</b>	<b>209694</b>	<b>1997</b>

## राज्य योजना अपूर्ण घरकुले

Sr. No.	Division	रमाई आवास योजना	शबरी आवास योजना	आदीम आवास योजना	पारधी आवास योजना	व.च.मु.व योजना	पुण्यश्लोक अहिल्यादेवी होळकर घरकुल योजना	मोदी आवास
1	KONKAN DIV.	938	7219	331	0	2	12	495
2	PUNE DIV.	10604	1850	56	54	51	442	1185
3	NASHIK DIV.	13179	20066	25	108	137	165	1202
4	AMRAVATI DIV.	19135	11741	2030	183	1778	112	2093
5	NAGPUR DIV.	15052	23592	738	21	5187	20	5706
6	AURANGABAD DIV.	45370	9520	42	60	2257	316	6620
	<b>Total</b>	<b>104278</b>	<b>73988</b>	<b>3222</b>	<b>426</b>	<b>9412</b>	<b>1067</b>	<b>17301</b>

Sr. No.	District	रमाई आवास योजना	शबरी आवास योजना	आदीम आवास योजना	पारधी आवास योजना	व.च.मु.व योजना	पुण्यश्लोक अहिल्यादेवी होळकर घरकुल योजना	मोदी आवास
1	RATNAGIRI	379	13	4	0	2	0	0
2	SINDHUDURG	100	0	0	0	0	0	0
3	THANE	216	1479	140	0	0	0	0
4	SATARA	1355	24	0	0	23	0	0
5	SANGLI	1675	7	0	3	0	0	0
6	SOLAPUR	2609	66	0	7	11	0	0
7	PALGHAR	57	2595	72	0	0	0	0
8	RAIGAD	186	3132	115	0	0	12	0
9	PUNE	1602	1741	56	44	0	0	0
10	KOLHAPUR	3363	12	0	0	17	442	0
11	GONDIA	1756	1931	0	0	0	0	0
12	PARBHANI	2705	1050	0	0	236	226	0
13	BHANDARA	2253	1031	0	0	1165	20	0
14	WARDHA	1953	2694	242	1	0	0	0
15	BULDHANA	4025	1163	0	17	0	75	0
16	GADCHIROLI	1204	3074	257	0	0	0	0
17	DHULE	1933	3463	0	12	117	0	0
18	LATUR	5042	113	0	0	61	0	16
19	NASHIK	2242	4003	25	26	0	0	20
20	AURANGABAD	5706	1126	0	6	0	0	75
21	NANDURBAR	833	6097	0	0	0	0	441
22	WASHIM	3166	1161	0	2	0	37	459
23	JALNA	4996	166	0	5	1731	90	482
24	OSMANABAD	6834	155	0	41	229	0	483
25	BEED	6996	372	0	8	0	0	549
26	AMRAVATI	3632	3300	0	28	151	0	578
27	AKOLA	6269	1951	0	26	0	0	620
28	NANDED	7721	387	42	0	0	0	703
29	AHMEDNAGAR	3969	1833	0	15	20	0	726
30	NAGPUR	2504	8309	0	6	5	0	884
31	HINGOLI	5370	6151	0	0	0	0	2045
32	JALGAON	4202	4670	0	55	0	165	2512
33	YAVATMAL	2043	4166	2030	110	1627	0	2600
34	CHANDRAPUR	5382	6553	239	14	4017	0	4108
	<b>Total</b>	<b>104278</b>	<b>73988</b>	<b>3222</b>	<b>426</b>	<b>9412</b>	<b>1067</b>	<b>17301</b>

प्रधानमंत्री आवास योजना ग्रामीण - हप्ते वितरण

Sr. No.	Division	1st Installment (Daily Achivement)	1st Installment Remaining	2nd Installment (Daily Achivement)	2nd Installment Remaining	3rd Installment (Daily Achivement)	3rd Installment Remaining
1	AURANGABAD DIV.	38	9587	182	37710	205	18761
2	NASHIK DIV.	7	3688	136	29304	235	16745
3	AMRAVATI DIV.	48	14810	142	24260	136	10287
4	PUNE DIV.	37	1645	80	11161	105	4428
5	NAGPUR DIV.	13	2491	64	16530	70	7115
6	KONKAN DIV.	0	86	11	2271	13	1678
<b>Total</b>		<b>143</b>	<b>32307</b>	<b>615</b>	<b>121236</b>	<b>764</b>	<b>59014</b>

Sr. No.	District	1st Installment (Daily Achivement)	1st Installment Remaining	2nd Installment (Daily Achivement)	2nd Installment Remaining	3rd Installment (Daily Achivement)	3rd Installment Remaining
1	NANDURBAR	1	239	70	6435	128	6379
2	NANDED	17	807	63	14259	102	4923
3	SOLAPUR	35	792	53	5068	47	1900
4	AKOLA	13	436	37	4076	49	1505
5	YAVATMAL	2	837	57	6284	38	2963
6	BEED	5	1067	69	5648	19	3606
7	BHANDARA	5	393	47	4492	39	1131
8	BULDHANA	30	6499	21	4262	21	2245
9	DHULE	0	156	33	5006	37	2948
10	JALGAON	6	660	21	10552	40	3097
11	LATUR	7	1637	27	2846	32	1302
12	WASHIM	3	735	20	2318	23	1394
13	SANGLI	0	74	5	1953	37	822
14	AURANGABAD	2	1713	12	3960	20	1760
15	CHANDRAPUR	5	405	7	3546	18	1394
16	NAGPUR	3	708	10	2604	12	847
17	NASHIK	0	348	7	4535	18	2626
18	HINGOLI	6	1414	6	2292	11	1044
19	PUNE	0	621	13	2010	10	774
20	SATARA	2	30	9	494	7	360
21	AHMEDNAGAR	0	2285	5	2776	12	1695
22	PALGHAR	0	18	9	1213	7	877
23	AMRAVATI	0	6303	7	7320	5	2180
24	PARBHANI	1	274	3	3740	8	1779
25	OSMANABAD	0	1303	0	2253	9	2332
26	JALNA	0	1372	2	2712	4	2015
27	THANE	0	13	0	386	6	243
28	KOLHAPUR	0	128	0	1636	4	572
29	RATNAGIRI	0	43	2	206	0	187
30	WARDHA	0	237	0	1204	1	534
31	GADCHIROLI	0	157	0	1895	0	1544
32	GONDIA	0	591	0	2789	0	1665
33	RAIGAD	0	11	0	365	0	279
34	SINDHUDURG	0	1	0	101	0	92
<b>Total</b>		<b>143</b>	<b>32307</b>	<b>615</b>	<b>121236</b>	<b>764</b>	<b>59014</b>

राज्यपुरस्कृत आवास योजना ग्रामीण - हप्ते वितरण

Sr. No.	Division	1st Installment (Daily Achievement)	1st Installment Remaining	2nd Installment (Daily Achievement)	2nd Installment Remaining	3rd Installment (Daily Achievement)	3rd Installment Remaining
1	AMRAVATI DIV.	248	11211	344	19249	238	5494
2	AURANGABAD DIV.	117	12259	303	30407	399	11894
3	NASHIK DIV.	273	15605	297	12782	193	6141
4	NAGPUR DIV.	188	14038	174	24135	109	4511
5	PUNE DIV.	120	4834	86	5614	71	1881
6	KONKAN DIV.	27	1332	124	4797	36	1590
	<b>Total</b>	<b>973</b>	<b>59279</b>	<b>1328</b>	<b>96984</b>	<b>1046</b>	<b>31511</b>

Sr. No.	District	1st Installment (Daily Achievement)	1st Installment Remaining	2nd Installment (Daily Achievement)	2nd Installment Remaining	3rd Installment (Daily Achievement)	3rd Installment Remaining
1	AKOLA	148	1991	114	5254	64	1164
2	NANDURBAR	236	2480	44	2380	22	812
3	HINGOLI	37	2232	76	6638	102	1716
4	CHANDRAPUR	57	2932	91	11305	64	1769
5	AMRAVATI	44	1940	56	3735	74	1008
6	YAVATMAL	22	2714	85	6052	48	1689
7	NASHIK	15	1450	93	2426	43	1181
8	AURANGABAD	23	1388	52	2759	66	1391
9	JALGAON	20	5505	64	3445	54	1445
10	BEED	2	972	44	3229	86	2323
11	BHANDARA	55	729	48	2372	25	439
12	WASHIM	33	4025	63	2152	32	647
13	DHULE	1	233	78	2185	48	1507
14	RAIGAD	22	388	75	2115	21	682
15	NANDED	14	3193	52	4973	46	1423
16	PUNE	72	673	20	1650	17	471
17	LATUR	14	1237	26	2491	52	1350
18	SATARA	4	626	42	553	40	430
19	OSMANABAD	22	1494	35	4364	27	1198
20	NAGPUR	40	4656	24	5052	15	547
21	SANGLI	43	1200	3	597	4	218
22	BULDHANA	1	541	26	2056	20	986
23	AHMEDNAGAR	1	5937	18	2346	26	1196
24	WARDHA	35	1954	1	2340	1	282
25	THANE	4	364	27	1106	3	202
26	PALGHAR	0	34	21	1399	8	628
27	JALNA	3	1087	10	3350	14	1551
28	KOLHAPUR	0	1797	16	1618	2	244
29	PARBHANI	2	656	8	2603	6	942
30	SOLAPUR	1	538	5	1196	8	518
31	GADCHIROLI	1	1699	3	1889	4	968
32	GONDIA	0	2068	7	1177	0	506
33	RATNAGIRI	1	64	1	126	4	64
34	SINDHUDURG	0	482	0	51	0	14
	<b>Total</b>	<b>973</b>	<b>59279</b>	<b>1328</b>	<b>96984</b>	<b>1046</b>	<b>31511</b>

राज्य योजना: पहिला हप्ता प्रलंबीत

Sr. No.	Division	रमाई आवास योजना	शबरी आवास योजना	आदीम आवास योजना	पारधी आवास योजना	य.च.मु.व योजना	पुण्यश्लोक अहिल्यादेवी होळकर धरकूल योजना	मोदी आवास
1	KONKAN DIV.	146	669	22	0	0	0	495
2	PUNE DIV.	3000	453	7	15	6	151	1202
3	NASHIK DIV.	3127	5801	0	6	22	29	6620
4	AMRAVATI DIV.	3591	1375	132	17	355	35	2093
5	NAGPUR DIV.	5184	6074	64	2	621	0	5706
6	AURANGABAD DIV.	8341	2015	13	21	535	149	1185
	<b>Total</b>	<b>23389</b>	<b>16387</b>	<b>238</b>	<b>61</b>	<b>1539</b>	<b>364</b>	<b>17301</b>

Sr. No.	District	रमाई आवास योजना	शबरी आवास योजना	आदीम आवास योजना	पारधी आवास योजना	य.च.मु.व योजना	पुण्यश्लोक अहिल्यादेवी होळकर धरकूल योजना	मोदी आवास
1	PALGHAR	2	29	3	0	0	0	0
2	RATNAGIRI	63	1	0	0	0	0	0
3	DHULE	39	173	0	0	21	0	0
4	THANE	22	311	11	0	0	0	0
5	RAIGAD	36	328	8	0	0	0	0
6	SINDHUDURG	23	0	0	0	0	0	0
7	SOLAPUR	527	7	0	1	3	0	0
8	BULDHANA	229	312	0	0	0	0	0
9	SATARA	45	2	0	0	1	0	0
10	PARBHANI	157	230	0	0	122	147	0
11	PUNE	138	439	7	14	0	0	0
12	BHANDARA	577	75	0	0	77	0	0
13	BEED	850	116	0	6	0	0	0
14	JALNA	714	88	0	1	282	2	0
15	SANGLI	647	4	0	0	0	0	0
16	LATUR	711	15	0	0	29	0	0
17	AURANGABAD	1080	305	0	3	0	0	0
18	NASHIK	76	1374	0	0	0	0	16
19	OSMANABAD	1364	17	0	11	102	0	20
20	GADCHIROLI	137	661	17	0	0	0	75
21	KOLHAPUR	1643	1	0	0	2	151	441
22	AMRAVATI	918	366	0	3	33	0	459
23	WARDHA	731	1187	36	0	0	0	482
24	AKOLA	1390	159	0	1	0	0	483
25	GONDIA	739	846	0	0	0	0	549
26	HINGOLI	1070	1162	0	0	0	0	578
27	NANDURBAR	4	2476	0	0	0	0	620
28	YAVATMAL	4	198	132	13	322	0	703
29	CHANDRAPUR	1192	458	11	1	544	0	726
30	NANDED	2395	82	13	0	0	0	884
31	WASHIM	1050	340	0	0	0	35	2045
32	NAGPUR	1808	2847	0	1	0	0	2512
33	JALGAON	1277	1683	0	4	0	29	2600
34	AHMEDNAGAR	1731	95	0	2	1	0	4108
	<b>Total</b>	<b>23389</b>	<b>16387</b>	<b>238</b>	<b>61</b>	<b>1539</b>	<b>364</b>	<b>17301</b>

मोदी आवास घरकुल योजना

Sr. N	Division	Target	Registered	Sanction	Remaining Sanction	1St Installment	Remaining 1St
1	KONKAN DIV.	13116	2067	495	12621	0	495
2	AURANGABAD DIV.	79489	2864	1185	78304	0	1185
3	PUNE DIV.	18306	6091	1202	17104	0	1202
4	NAGPUR DIV.	54596	13924	2093	52503	0	2093
5	AMRAVATI DIV.	81040	17277	5706	75334	0	5706
6	NASHIK DIV.	53453	8769	6620	46833	0	6620
	<b>Total</b>	<b>300000</b>	<b>50992</b>	<b>17301</b>	<b>282699</b>	<b>0</b>	<b>17301</b>

Sr. N	District Name	Target	Registered	Sanction	Remaining Sanction	1St Installment	Remaining 1St
1	AHMEDNAGAR	4356	4641	4108	248	0	4108
2	WASHIM	12455	8633	2600	9855	0	2600
3	JALGAON	29531	3932	2512	27019	0	2512
4	YAVATMAL	29999	3045	2045	27954	0	2045
5	GADCHIROLI	6548	1040	884	5664	0	884
6	CHANDRAPUR	10874	2492	726	10148	0	726
7	NANDED	23598	897	703	22895	0	703
8	AMRAVATI	14178	2451	620	13558	0	620
9	SATARA	1777	1282	578	1199	0	578
10	SANGLI	1958	851	549	1409	0	549
11	GONDIA	14429	7470	483	13946	0	483
12	LATUR	6318	565	482	5836	0	482
13	SINDHUDURG	1308	962	459	849	0	459
14	AKOLA	7353	2860	441	6912	0	441
15	PUNE	1521	518	75	1446	0	75
16	THANE	2538	120	20	2518	0	20
17	RAIGAD	2456	173	16	2440	0	16
18	AURANGABAD	5812	223	0	5812	0	0
19	BEED	16041	160	0	16041	0	0
20	BHANDARA	11033	0	0	11033	0	0
21	BULDHANA	17055	288	0	17055	0	0
22	DHULE	9709	0	0	9709	0	0
23	HINGOLI	3354	0	0	3354	0	0
24	JALNA	8496	4	0	8496	0	0
25	KOLHAPUR	2031	91	0	2031	0	0
26	NAGPUR	6747	2614	0	6747	0	0
27	NANDURBAR	2876	0	0	2876	0	0
28	NASHIK	6981	196	0	6981	0	0
29	OSMANABAD	2274	613	0	2274	0	0
30	PALGHAR	458	0	0	458	0	0
31	PARBHANI	13596	402	0	13596	0	0
32	RATNAGIRI	6356	812	0	6356	0	0
33	SOLAPUR	11019	3349	0	11019	0	0
34	WARDHA	4965	308	0	4965	0	0
	<b>Grand Total</b>	<b>300000</b>	<b>50992</b>	<b>17301</b>	<b>282699</b>	<b>0</b>	<b>17301</b>